




FLIPPERS AND FEATHERS OUR BEACH FRIENDS FOREVER!



A Publication Presented by
AMI Turtle Watch and Shorebird Monitoring




THIS ACTIVITY BOOK BELONGS TO:

(YOUR NAME)

(AGE)

(DATE)

WELCOME TO ANNA MARIA ISLAND



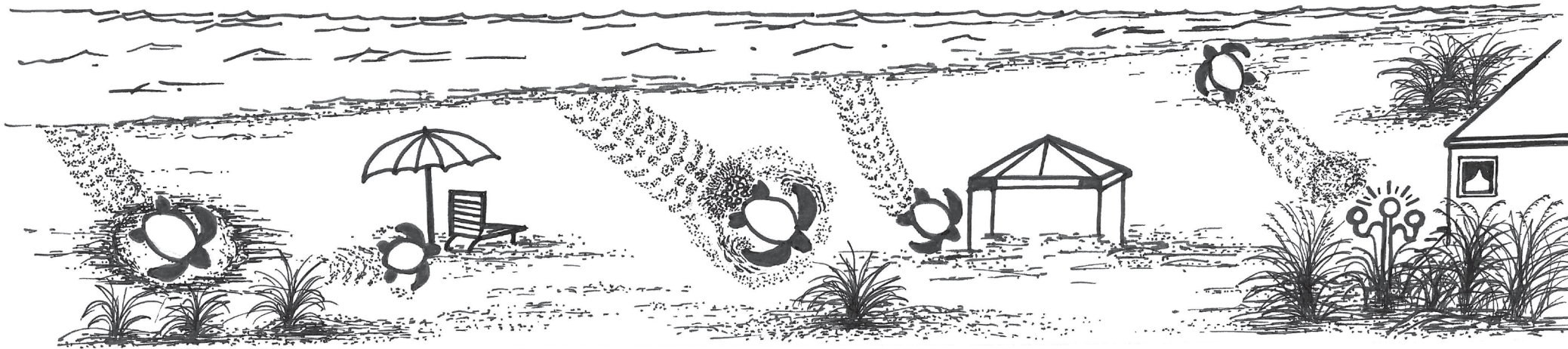
Our turtles and shorebirds are looking for a beach friend just like you! They love our beaches as much as you do, but they need your help to protect them and their babies, too. Let's discover how you can help when you visit the beach so you can become Beach Friends Forever (BFF) with our turtles and shorebirds!

Below, draw a picture of you holding hands with turtles and with shorebirds on your shoulder






LOGGERHEAD TURTLES



Starting in May, beneath the light of the moon and stars, mama turtles crawl up the beach to lay their eggs. But sometimes they are blocked by chairs or toys or tents, or they are confused by lights shining on the beach. Will you help to make the beach safe for the mama turtle?


Draw a picture of mama turtle laying her eggs.

Draw a picture of mama turtle returning to the sea.



Volunteers will stake off each new turtle nest to keep it safe.
Inside the nest, there are about 100 turtle eggs that need the warm sand
to help the baby turtles inside to grow. Will you help to keep the eggs safe?

Color the picture of the turtle nest and the stakes.






The baby turtles begin to hatch!

Bathed in moonlight and starlight, they scramble to the sea, but sometimes things left on the beach get in the way or house lights confuse them. Will you help them to reach the sea safely?

ACTIVITY



1. Fill the turtle nest with eggs.
2. Draw a line the baby turtles can follow to the sea.
3. Put an X on anything on the beach that might make it hard for mama turtles to lay their eggs or for baby turtles to reach the sea safely.







Three very special shorebirds who visit our island, just like you do, are called snowy plovers, skimmers and least terns. They make their nests right on top of the sand on the beach. Parents guard their eggs until they hatch. Will you help to keep the beach safe for their nests?


ACTIVITY

1. Draw a ribbon connecting the stakes around the nesting area.
2. Draw a picture of yourself standing outside the nesting area.
3. Draw a circle around the birds and baby chicks who want you to be a BFF: Beach Friend Forever!





When the chicks emerge, their parents take good care of them. But this is a dangerous time for chicks because there are predators like ants, crabs, raccoons or other birds. Even people can harm the birds and chicks. Will you be a Beach Friend Forever by not feeding the birds or chasing them? They need to save energy to search for healthy food.



Draw some fun activities you can do on the beach instead of feeding the birds or chasing them.



Be a BFF (Beach Friend Forever) to our turtles and shorebirds.

Draw a picture of all the people you can tell about protecting the turtles and shorebirds.



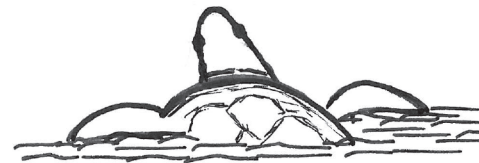



It's time to take the BEACH FRIENDS FOREVER Pledge!

Color the turtle eggs next to the things you can do to become Beach Friends Forever (BFF) with our turtles and shorebirds.



- ☐ I will pick up all my beach toys at the end of the day.
- ☐ I will fill in holes I make in the sand by the end of the day.
- ☐ I will remind my parents to leave balloons or plastic bags at home because they can look like food for turtles and shorebirds.
- ☐ If I am fishing, I won't leave fishing line on the beach.
- ☐ I will pick up my trash and throw it away properly.



CONGRATULATIONS!

You are now officially a Beach Friend Forever to our turtles and shorebirds! Color the badge on the back cover, cut it out, and wear it proudly!



Fish Swim and Play from 50 Feet Away!

How you can share the beach with Anna Maria Wildlife

Walk low. Stay near or below the high tide line leaving bird nesting and resting areas open.

Walk without pets. AMI Beaches do not allow any pets even on leashes.

Play away from any nests and shorebird posted areas.

Be aware of the nesters around you...never walk between adult birds and chicks.

Never share your food with any wildlife on the beach.

Take home food leftovers don't leave anything in the sand.


Plastic bags, balloons and Wish Lanterns are deadly to all wildlife. Pledge to not use them!

THANK YOU, _____
(YOUR NAME)

YOU ARE A TERRIFIC BFF (BEST FRIEND FOREVER) TO OUR
TURTLES AND SHOREBIRDS!

If you have any questions or concerns call your friends at
ANNA MARIA ISLAND TURTLE WATCH & SHOREBIRD MONITORING
941 778 5638
VISIT US ON FACEBOOK OR AT OUR WEBSITE
islandturtleswatch.com

FLIPPERS AND FEATHERS BEACH FRIENDS FOREVER BADGE



Badge drawn by
Sasha Madrid,
Age 11

Flippers and Feathers Outreach Booklet
Is Presented by
Anna Maria Island Turtle Watch
And Shorebird Monitoring Program

Funding generously comes from



Tampa Bay Estuary Program

And

The Roney-Cadarette Family

Special thanks to

Our Illustrator
Lori J. Kee

Our Authors
Mary Lechleider and Susan Anderson

Graphic Designer
Elsa Kauffman

And a very special thanks to
Sasha Madrid, age 11
for original artwork for our
Beach Friends Forever Badge

Contact Our Community Education
Directors for Nesting Beach tours
during June, July and August
Call 941.778.5638 or email us at
director@islandturtles.com

If you have found a sick or injured sea
turtle or shorebird on the shores of
Anna Maria Island call 941.778.5638,
24 hours a day.